

NÁVOD NA MONTÁŽ

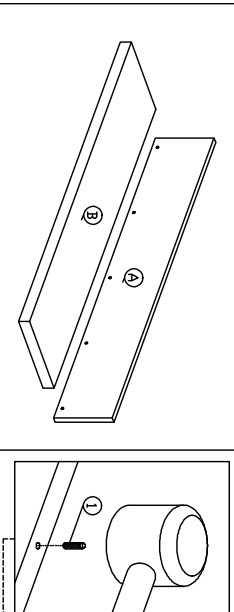


Model : FP - C09

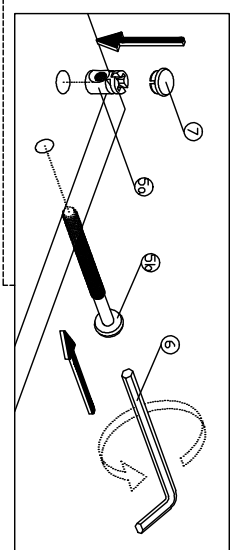
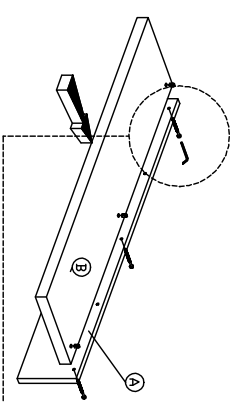
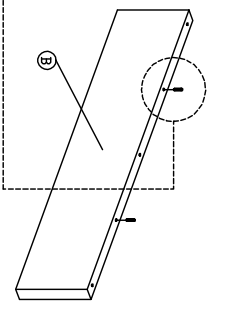
1	2	3	4	5	6	7
1X2	1X4	1X2	4a 1X2	5a 3 Sets	1X1	1X3

KOMPONENTY

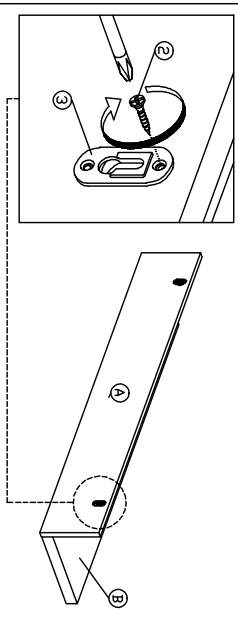
Krok 1



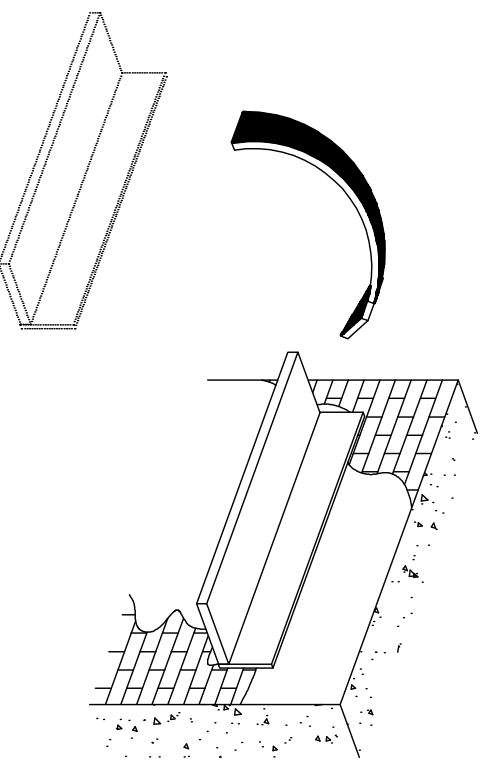
Krok 2



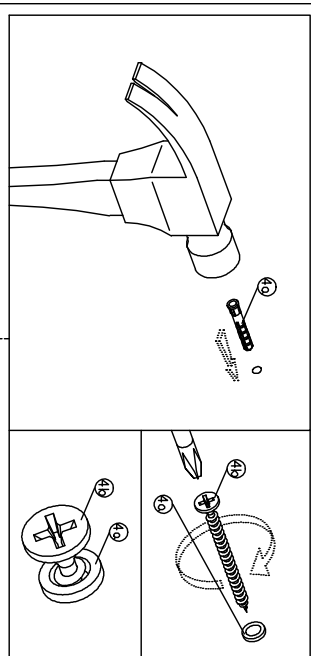
Krok 3



Krok 5



Krok 4



<input checked="" type="checkbox"/>	<input checked="" type="checkbox"/>	<input checked="" type="checkbox"/>	<input checked="" type="checkbox"/>	<input checked="" type="checkbox"/>	<input checked="" type="checkbox"/>
nikdy soustru hendlicou	chemická	teplo	utěrněvat suché	opatrně zodolňování	nož